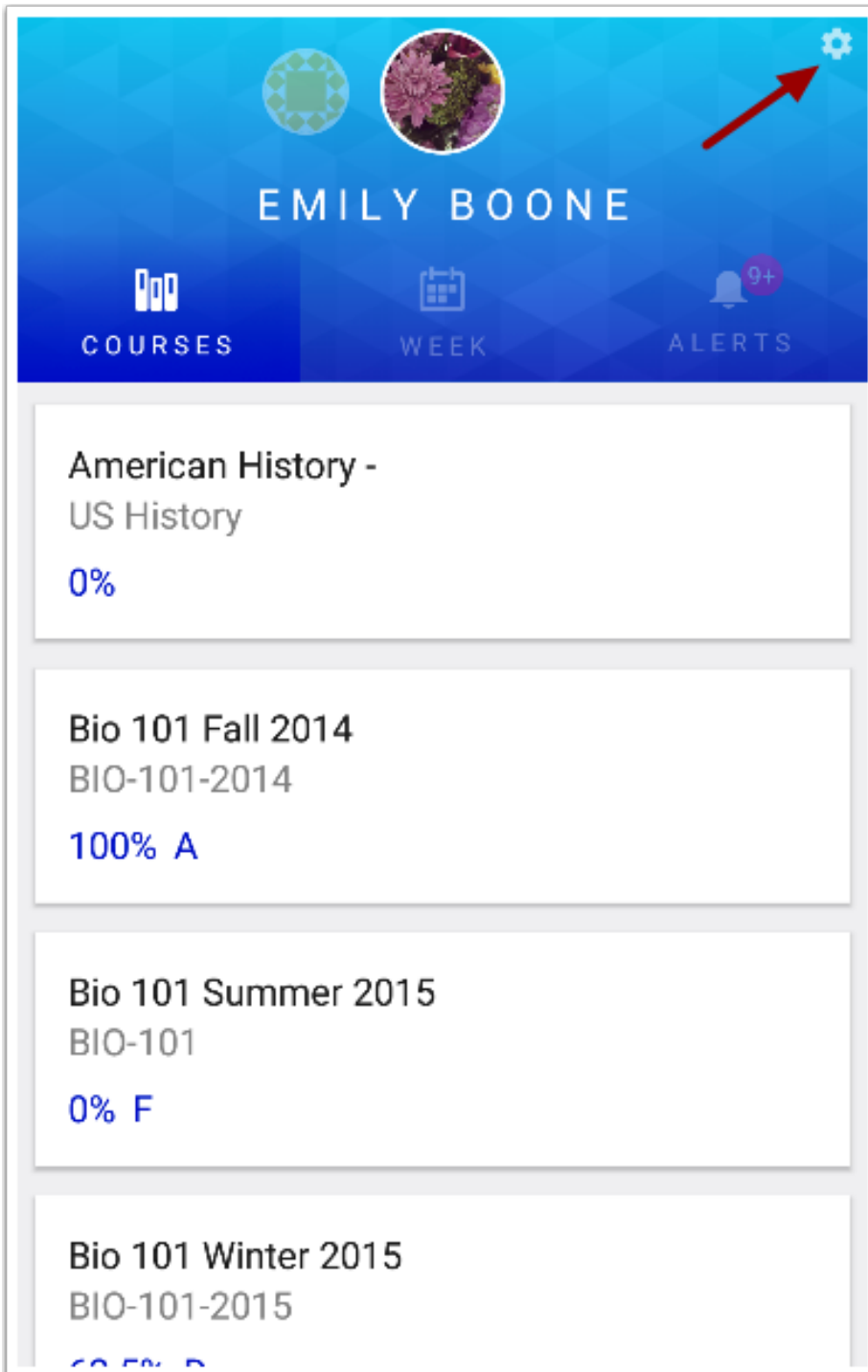


How do I add a student in the Canvas Parent app on my Android device?

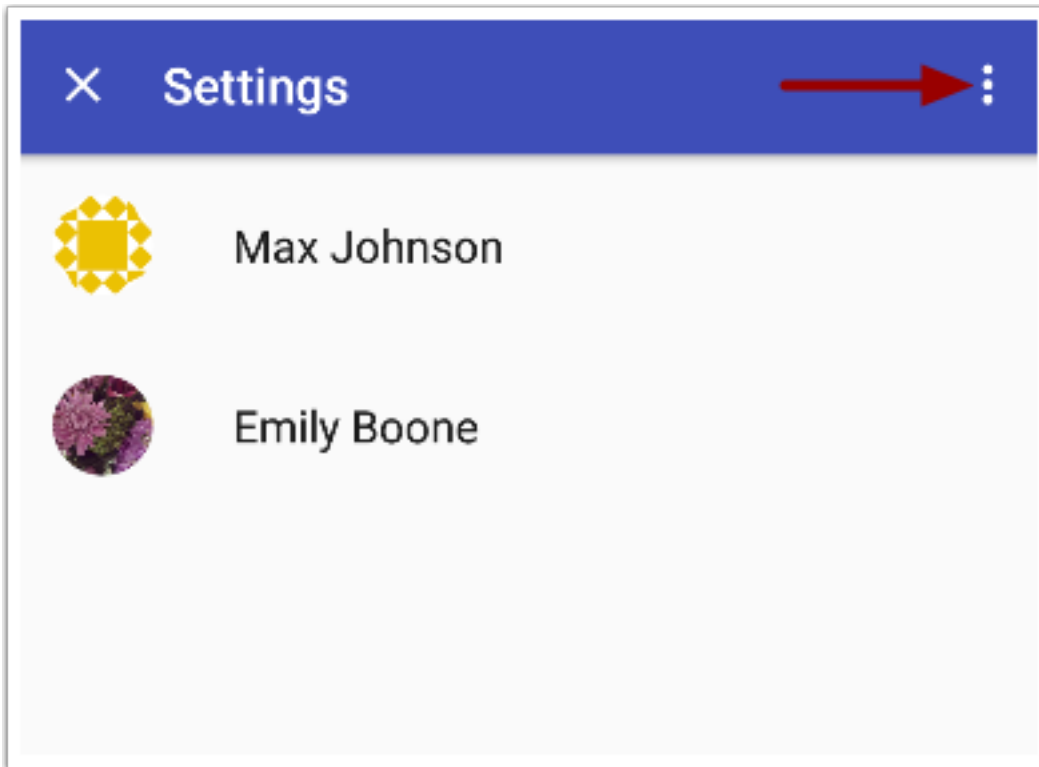
After your initial login to the Canvas Parent app, you can add a student in the app at any time from the Settings page. You must know the student's Canvas URL, user login, and password.

Open Settings



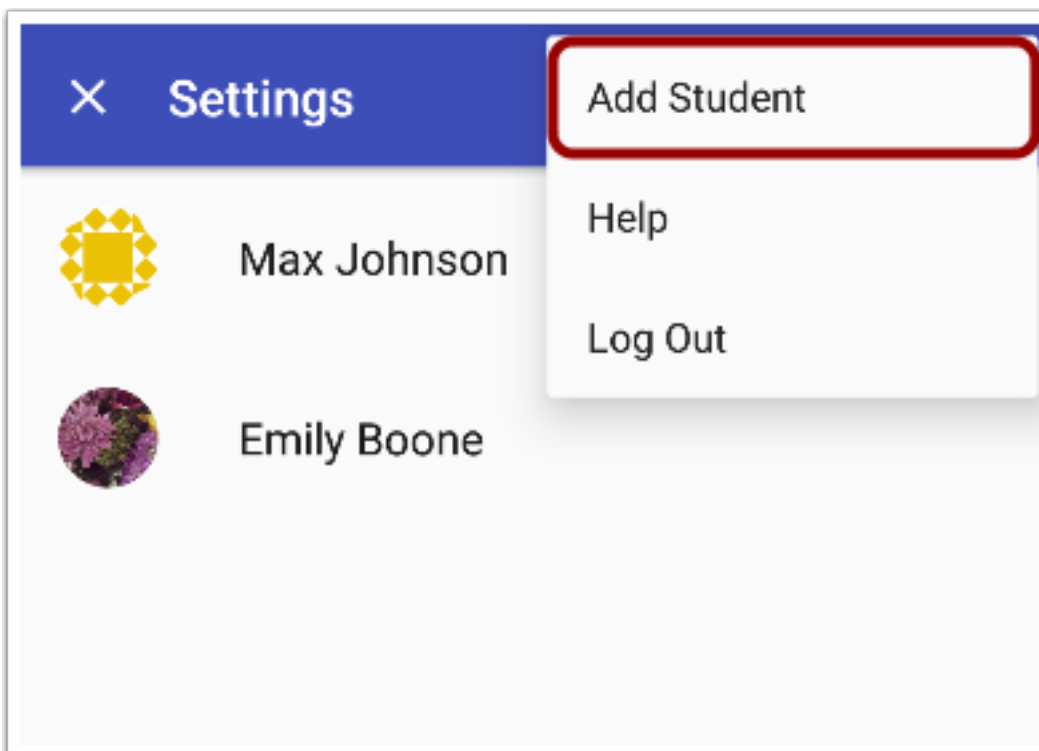
In the Dashboard, tap the **Settings** icon.

Open Overflow




Tap the Overflow icon.

Add Student



Tap the **Add Student** link.

Find Institution



1 Enter student's institution


2 NEXT

The image shows a mobile application screen with a blue background. At the top center, there is a white icon of a person with a plus sign next to it. Below this icon is a white text input field with the text "1 Enter student's institution". Below the input field is a blue button with the text "2 NEXT".

Enter your student's institution [1]. Tap the **Next button** [2].

Enter Student Login

Enter student's login and password



canvas

1 Email

2 Password

3 Log In

[Forgot Password?](#)

The image shows a login screen for Canvas. At the top, it says "Enter student's login and password". Below that is the Canvas logo, which consists of a circular icon of dots above the word "canvas" in lowercase. There are three numbered steps: 1. A white input field labeled "Email". 2. A white input field labeled "Password". 3. A blue button labeled "Log In". Below the button is a link that says "Forgot Password?".

Enter your student's email [1] and password [2]. Then tap the **Log In** button [3].

View Dashboard

The dashboard features a blue header with three circular icons: a green geometric pattern, a landscape with trees, and a globe. Below the icons is the name "BRUCE JONES". A navigation bar contains three buttons: "COURSES" (with a bar chart icon), "WEEK" (with a calendar icon), and "ALERTS" (with a bell icon). A settings gear icon is in the top right corner.

Bio 101 Fall 2014
BIO-101-2014
50% F

Bio 101 Summer 2015
BIO-101
0%

Biology 101 Fall 2015
BIO-101
0%

View the course list for your student.