

How do I create an account in the Canvas Parent app on my Android device?

Once you [download Canvas Parent](#) from the Play store, you can create an account in the Canvas Parent app. As part of creating an account, you can associate a student with your account. You must know the student's Canvas URL, user login, and password.

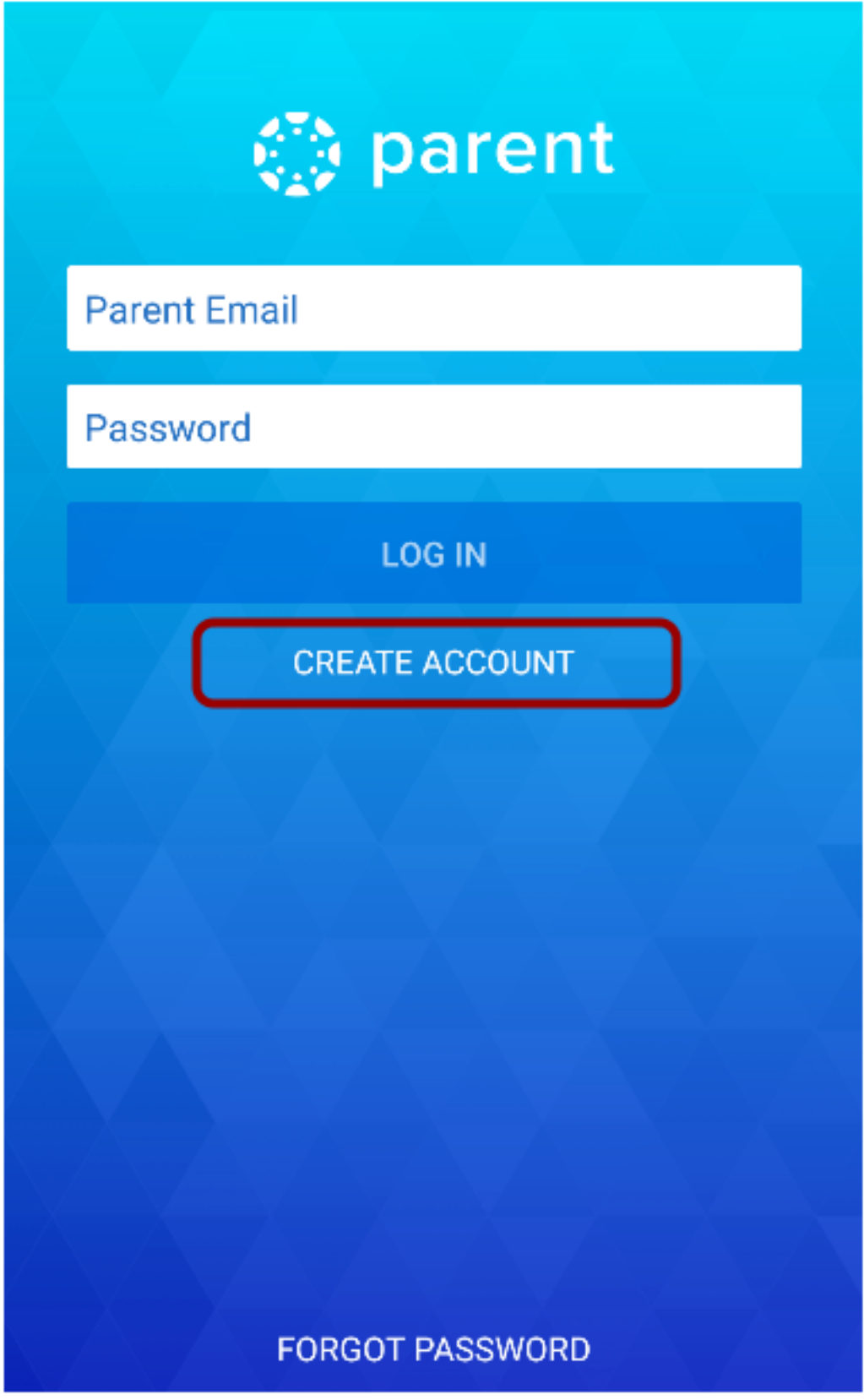
Notes:

- Canvas Parent accounts are separate from [parent accounts created in Canvas](#) or being added to a course with an observer role. If you already have a Canvas account as an observer, you will need to create a separate account for the Canvas Parent app.

Open App

Tap the Canvas Parent icon on your device to open app.

Create Account



The image shows a login and account creation screen for the 'parent' app. At the top, the 'parent' logo is displayed in white on a blue background. Below the logo are two white input fields: 'Parent Email' and 'Password'. Underneath these fields is a blue button labeled 'LOG IN'. Below the 'LOG IN' button is a red-bordered button labeled 'CREATE ACCOUNT'. At the bottom of the screen, there is a link labeled 'FORGOT PASSWORD'.

parent

Parent Email

Password

LOG IN

CREATE ACCOUNT

FORGOT PASSWORD

Tap the **Create Account** link.

Create Account Details

parent

1 Email

2 First Name

3 Last Name

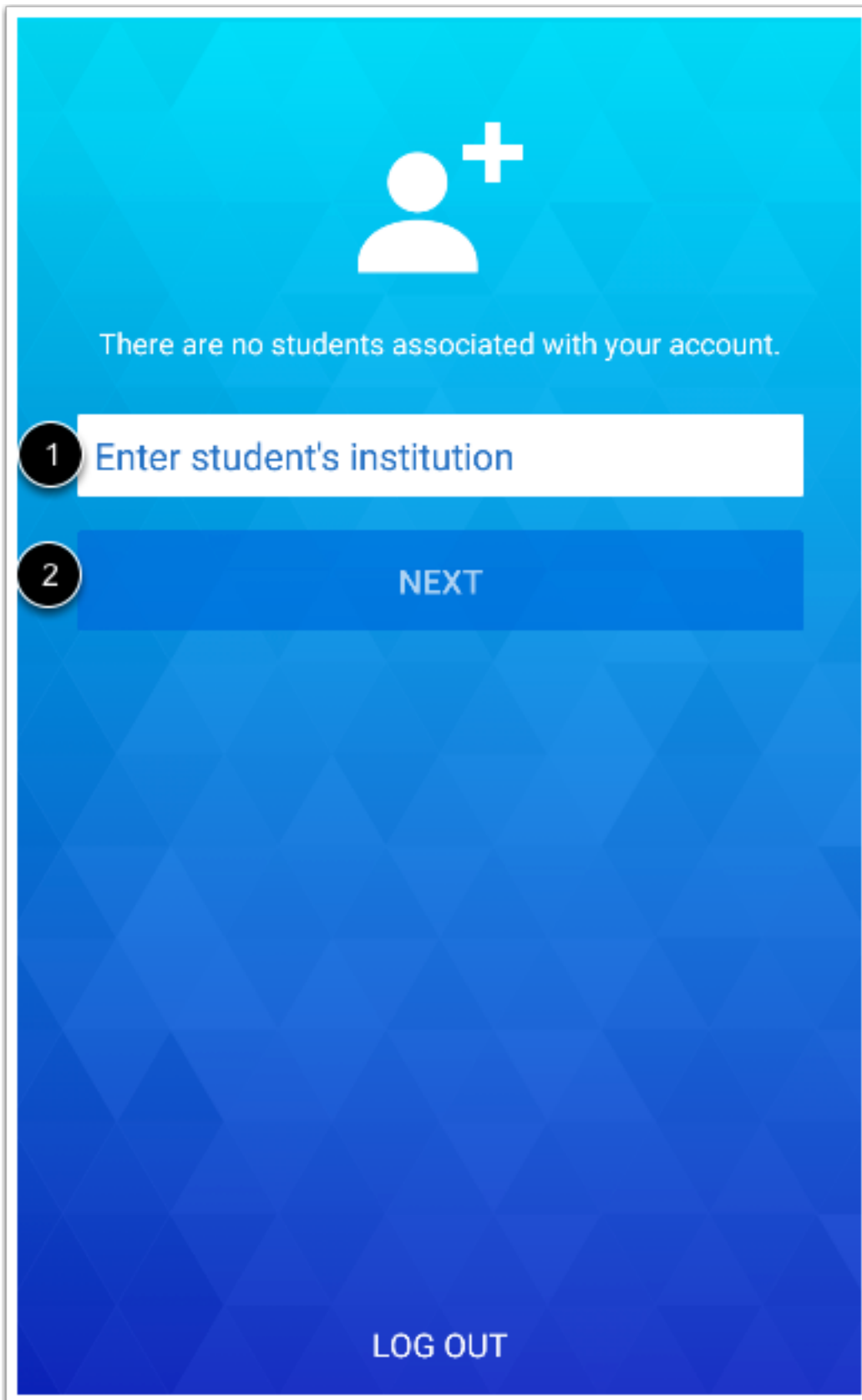
4 Password

5 Confirm Password

NEXT 6

Enter your email [1], first name [2], and last name [3]. Enter a password [4] and reconfirm the password [5]. Tap the **Next** button [6].

Add Student



There are no students associated with your account.

1 Enter student's institution

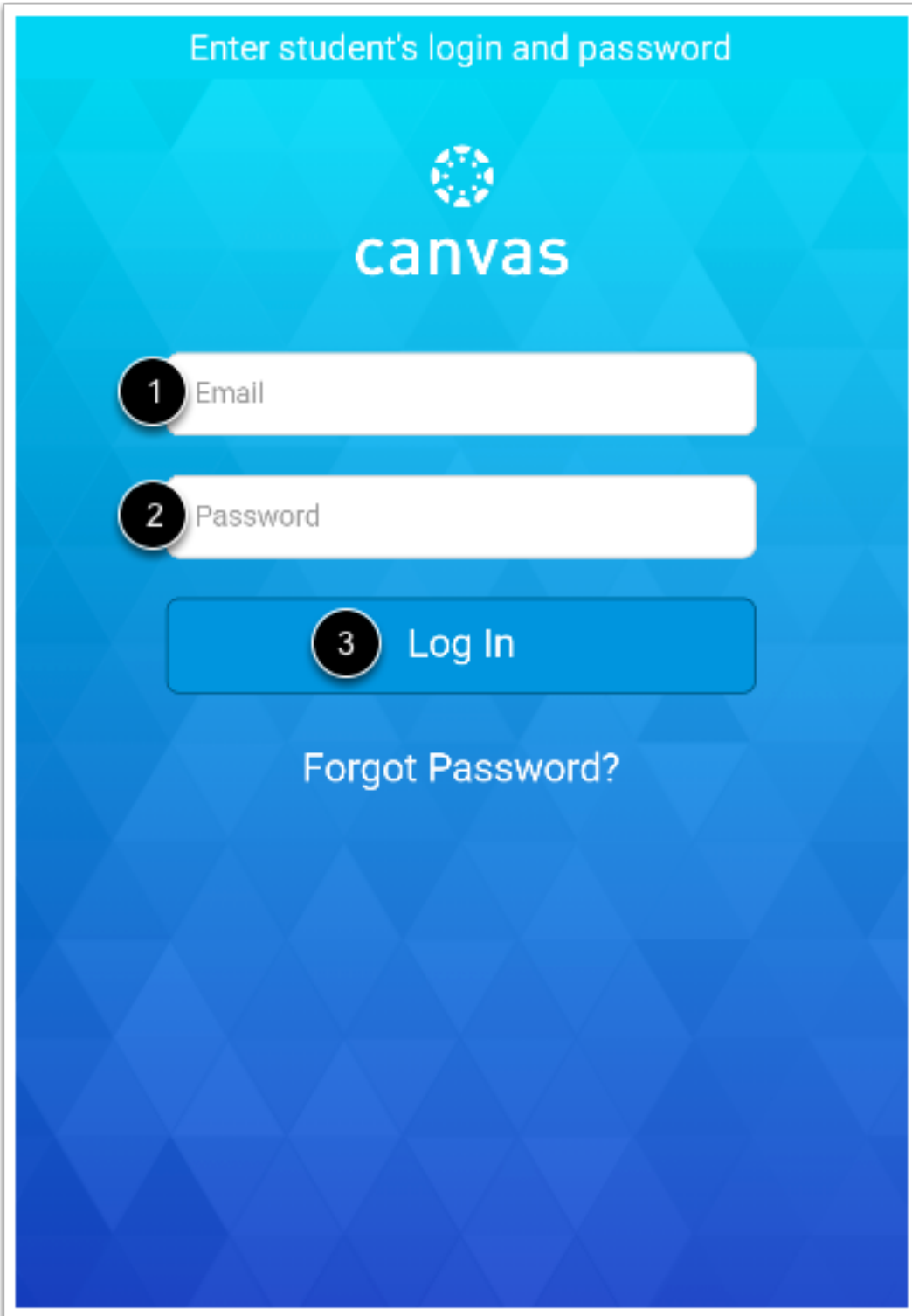
2 NEXT

LOG OUT


Add a student to your account. Enter the name of your student's institution [1]. Tap the **Next** button [2].

Note: If you cannot add a student to your account, the student's institution has restricted you from viewing student information through the Canvas Parent app.

Enter Student Login



Enter student's login and password


canvas

1 Email

2 Password

3 Log In

[Forgot Password?](#)

The image shows a blue gradient background with a geometric pattern. At the top, the text 'Enter student's login and password' is displayed in white. Below this is the Canvas logo, which consists of a circular icon of dots above the word 'canvas' in a lowercase, sans-serif font. There are three numbered callouts: '1' points to the 'Email' input field, '2' points to the 'Password' input field, and '3' points to the 'Log In' button. The 'Log In' button is a rounded rectangle with a blue gradient and white text. Below the button is a link for 'Forgot Password?' in white text.

Enter your student's email [1] and password [2]. Tap the **Log In** button [3].

View Dashboard



NORA SANDERSON



COURSES



WEEK



ALERTS

Bio 101 Fall 2014

BIO-101-2014

87.5% B+

Bio 101 Summer 2015

BIO-101

0%

Bio 101 Winter 2015

BIO-101-2015

0%

View the course list for your student.